




Namaste English
Mastery Course on Active and Passive
By Santosh Sir


Mastery Course
on
Active and Passive Voice

16 Live Classes

 **Class PDFs**

 **QUIZZES**

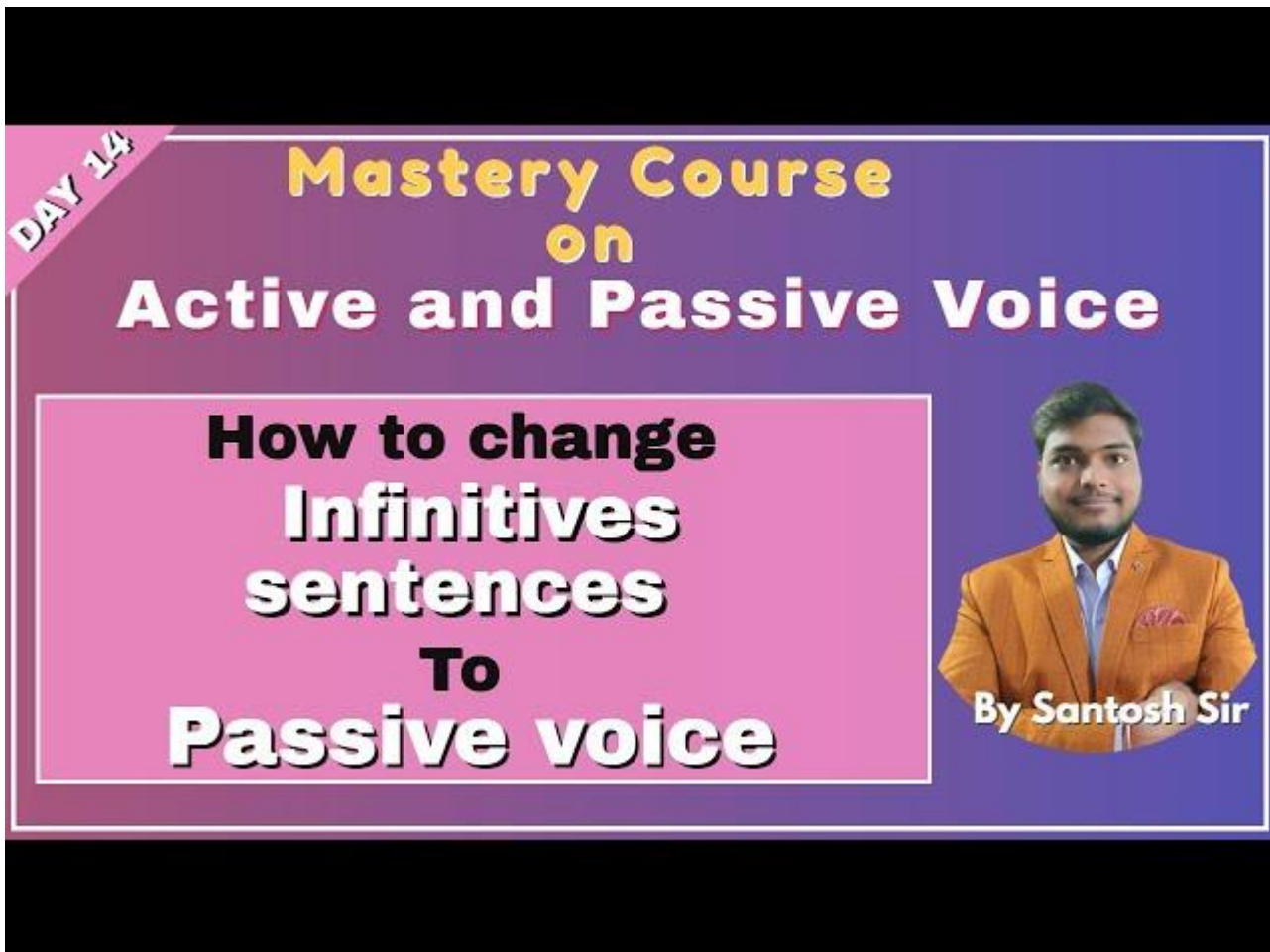
 **Daily Practice**


By Santosh Sir

From Basic to Advance level

Active and Passive Voice

Day 14



DAY 14

Mastery Course
on
Active and Passive Voice

How to change
Infinitives
sentences
To
Passive voice

By Santosh Sir

Introduction to the course

- ❖ It's important that we have the knowledge of Active and Passive Voice along with the knowledge of tenses. So, this time we have brought a special course for you all.
- ❖ In this course you will get mastery on Voice.
- ❖ Your spoken part will improve.
- ❖ Your written part will be rhetoric, after you have attended all the sessions of this course.

How to change Voice of Imperative Sentences

Most verbs have an active infinitive form, with or without 'to':

Examples: To catch, to help, to do, to wash.

Most verbs also have a Passive Infinitive form which consists of the infinitive 'be', with or without 'to' + the -ed form of the verb.

Examples: (to) be caught, (to) be helped, (to) be left.

Examples:

Active Infinitive: The CBI is determined to track down the culprits.

Passive Infinitive: The CBI is determined that the culprits will be tracked down.

Active Infinitive: I do not want to drive in a foreign locale, I prefer taxis.

Passive Infinitive: I prefer to be driven in a taxi on a foreign locale.

Active Infinitive: Come on, there is work to do!

Passive Infinitive: Come on, there is work to be done!

The Passive Infinitive is used when the focus is on the receiver of the action of the Verb.

Example: I was hoping to be elected as the College President which did not happen.

Rule of Passive Voice of Infinitive

'Be' is added after 'To' and 3rd form of Verb is used for making Passive Voice.

In case of Positive Sentences:

Active: Subject + Is/ Are/ Am/ Was / Were / Has / Have/ Had + to + Verb (1st Form) + Object.

Passive: Object of Active Form + Is/ Are/ Am/ Was / were/ Has/ Have/ Had+ To +Be + Verb (3rd Form) + by + Subject of Active Form.

Examples:

1. I am to finish this homework.

This homework is to be finished by me.

2. Your son is to learn languages.

Languages are to be learnt by your son

In case of Negative Sentences:

Active: Subject +Modal+ Not + Verb(1st Form) +Object.

Passive: Object of Active Form + Is / Are/ Am/ Was / Were/ Have/ Had + By + Verb(3rd Form) + By + Subject of Active Form.

In case off Interrogative Sentences:

Active: Modals+ Subject +(1st Form) + Object.

Passive: Is/ Are/ Am/ Was/ Were/ Has / Have/ Had/ Object of the Active Form + to + be+ Verb orm) + by + subject of the Active Form.

We use the Passive Infinitive primarily in the following cases:

1. For present or future actions happening to the subject.

- My computer is expected to be repaired today.
- The school is supposed to be re-opened by tomorrow.
- The play is going to be screened tomorrow.
- These shoes will have to be immediately cleaned.

2. For speculative statements.



- Many PSUs have believed to have suffered huge losses in the last few years.

3. In newspaper reporting

- The Indian economy is expected to increase by a margin of 6% in the next fiscal year.

4. With verbs such as think, allege, consider, believe, report, rumour , suppose, know, expect, understand, think etc. which leave behind a margin of error and is never quite certain and definite.

- The company is claimed to have made a huge margin of profit in the last financial year.

5. The perfect passive infinitive is also used for earlier actions.

- The workers were hoping to have been paid yesterday.
- It used to be done this way earlier.

About the Instructor

Santosh Sen (B.Ed. in English, University of Delhi)

Santosh Sir has wide teaching experience of more than 5 years in English Language and Literature. He is an ex-faculty of Exam Mitra Institute, Delhi. Students have known him as a teacher who makes English Learning easy by his short methods and tricks.

Online Link: On Namaste English Android App at

<https://namasteenglish.page.link/hp>

After installing app, click on website link:

<https://namaste-english.com/video-courses/mastery-course-on-active-&-passive-voice-by-santosh-sir-courses-0472b2b889be4a08955a2b6bab8d31f9.html>